



英利国际置业

YING LI INTERNATIONAL  
REAL ESTATE



Chongqing Jiefangbei CBD

## 3Q 2013 Results Presentation

# Disclaimer

This presentation may contain forward-looking statements that involve known and unknown risks, uncertainties, assumptions and other factors which may cause the actual results, performance or achievements of Ying Li or the Group, or industry results, to be materially different from any future results, performance or achievements expressed or implied by such forward-looking statements. Among the factors include but not limited to the Group's business and operating strategies, general industry and economic conditions, cost of capital and capital availability, competitive conditions, interest rate trends, availability of real estate properties, shift in customers demand, changes in operating expenses, environment risks, foreign exchange rates, government policies changes and the continued availability of financing in the amounts and the term necessary to support future business activities.

Ying Li expressly disclaims any obligation or undertaking to release publicly any updates or revisions to any forward-looking statement contained herein to reflect any changes in Ying Li's of the Group's expectations with regard thereto or any changes in events, conditions or circumstances on which any such statement is based, subject to compliance with all applicable laws and regulation and/or the rules of SGX-ST and/or any other regulatory or supervisory body.

Industry data, graphical representation and other information relating to the PRC, Chongqing and the property industry contained in this presentation have been compiled from various publicly available official and non-official sources generally believed to be reliable but not guaranteed. While Ying Li or the Group has taken reasonable steps to ensure that the information is extracted accurately and in its proper context, Ying Li or the Group advised no assurance as to the accuracy or completeness of such included information and should not be unduly relied upon.

This presentation may include pictures of artist's impressions on certain property projects and should not be perceive as the actual representative of the developed or to be developed properties.



The past performance of Ying Li is not necessarily indicative of the future performance of Ying Li.

# Agenda

**1. Financial Results**

**2. Business Updates**

**3. Appendix**



# Financial Results



# 3Q 2013 – Consolidated Income Statement

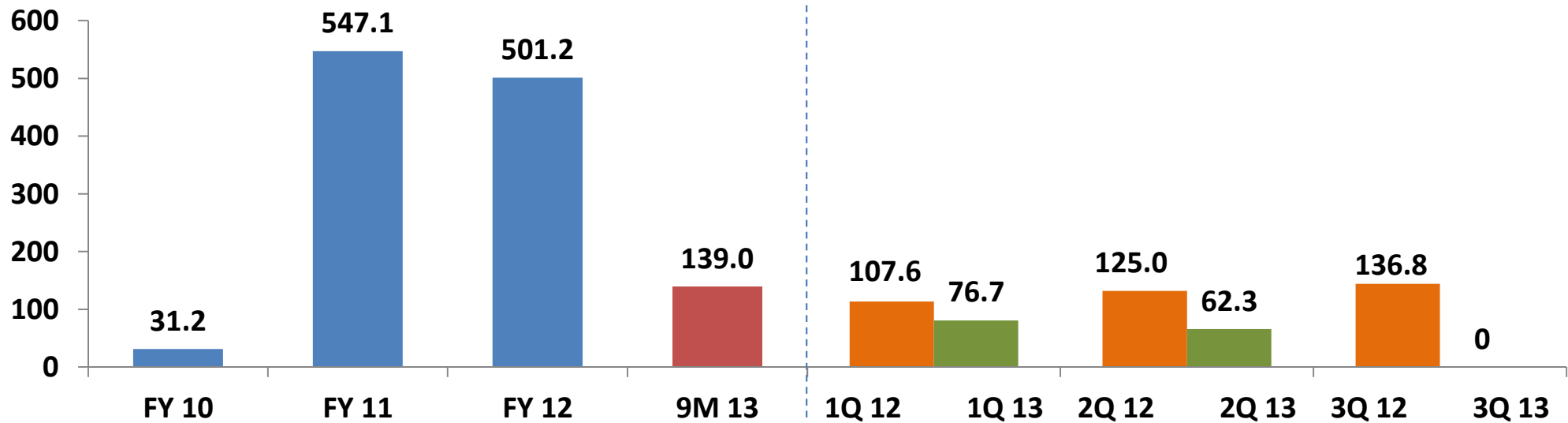
	3Q 2013 (RMB'000)	3Q 2012 (RMB'000)	% CHANGE
<b>Revenue</b>	<b>28,209</b>	<b>160,078</b>	<b>(82.4%)</b>
Sales of Properties	-	136,813	(100.0%)
Rental Income	28,209	23,265	21.3%
<b>Gross Profit</b>	<b>22,212</b>	<b>54,432</b>	<b>(59.2%)</b>
Gross Profit Margin	78.7%	34.0%	+44.7pp
Other Income	1,003	649	54.5%
Selling Expenses	(8,319)	(13,201)	37.0%
Administrative Expenses	(13,216)	(10,510)	(25.7%)
Share Based Expense	12,580	(7,575)	n.m.
Finance Costs *	(29,646)	(5,101)	481.2%
<b>(Loss)/Profit Before tax</b>	<b>(15,386)</b>	<b>18,694</b>	<b>n.m.</b>
Income Tax	3,157	(8,413)	n.m.
<b>Net Loss After tax</b>	<b>(12,229)</b>	<b>10,281</b>	<b>n.m.</b>



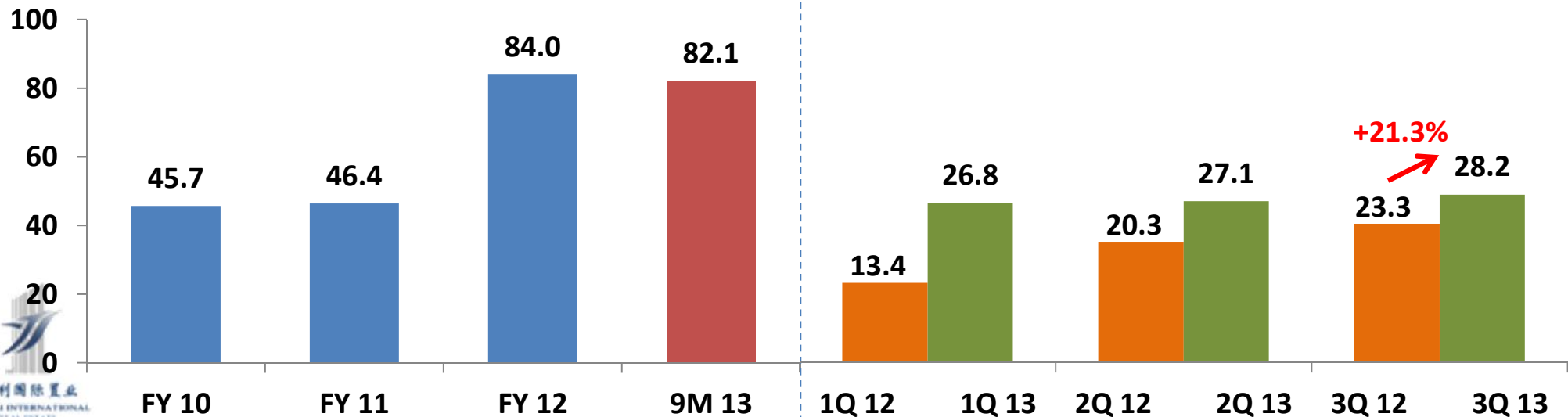
\* Higher interest expense largely due to accounting treatment. Prior to the completion of IFC project, most of the interest was capitalized. Now that the construction of the IFC is complete, all the interest is expenses to profit & loss

# Revenue Contribution

## Sales Revenue (RMB million)



## Rental Revenue (RMB million)



# Note – Consolidated Income Statement

## Revenue

### **Sale of Properties**

- Fewer properties being available for sale as the bulk of our completed projects were sold in prior periods. The profile of booked property sales being experienced is common with an initial surge, a more constant streaming and as the number of unit available declines, sales start tapering off
- Revenue from Ying Li International Plaza project has not been recognised as it is not completed yet

### **Rental Income**

- Increased due to higher contribution from IFC mall as it is in its second year of operations and more IFC office space are being leased out as compared with the same period in 2012

## Gross Profit Margin

- Gross profit margin from the rental income segment decrease marginally by 0.8 percentage points to 78.7% due to higher tax payment

	3Q 2013 (RMB'000)	Gross Profit Margin	3Q 2012 (RMB'000)	Gross Profit Margin
Sale of Properties	-	n.m.	35,933	26.3%
Rental Income	22,212	78.7%	18,499	79.5%
<b>Gross Profit</b>	<b>22,212</b>	<b>78.7%</b>	<b>54,432</b>	<b>34.0%</b>

# 3Q 2013 – Statement of Financial Position

(RMB'000)	30 Sep 13	31 Dec 12
<b>Total Assets</b>	<b>8,011,787</b>	<b>7,375,119</b>
<b>Total Liabilities</b>	<b>4,810,071</b>	<b>4,141,761</b>
<b>Total Equity</b>	<b>3,201,716</b>	<b>3,233,358</b>
<b>Cash and Cash Equivalents</b>	<b>796,806</b>	<b>758,974</b>
<b>Net Gearing Ratio</b>	<b>62.0%</b>	<b>54.5%</b>
<b>Total Debts to Total Asset</b>	<b>34.7%</b>	<b>34.2%</b>

- Increase in Total Assets by RMB636.7 million to RM8,011.8 million mainly due to increase in development properties as progress is being made on both Ying Li International Plaza and Chongqing Financial Street projects. Trade and other receivables decreased by RMB128.5 million due to receipt of the balance amounts from the sales of Ying Li International Plaza.
- Increase in Total Liabilities by RMB668.3 million to RMB4,810.1 million mainly due to increase in trade and other payables due to advance payments from the pre-sales of Ying Li International Plaza's residential units as well as increase in draw down of bank borrowings
- Decrease in Total equity by RMB31.6 million to RMB3,201.7 million due to removal of the convertible bond equity reserve after the redemption of the bond in March 2013 as well as loss attributed to owners recorded for the current quarter under review



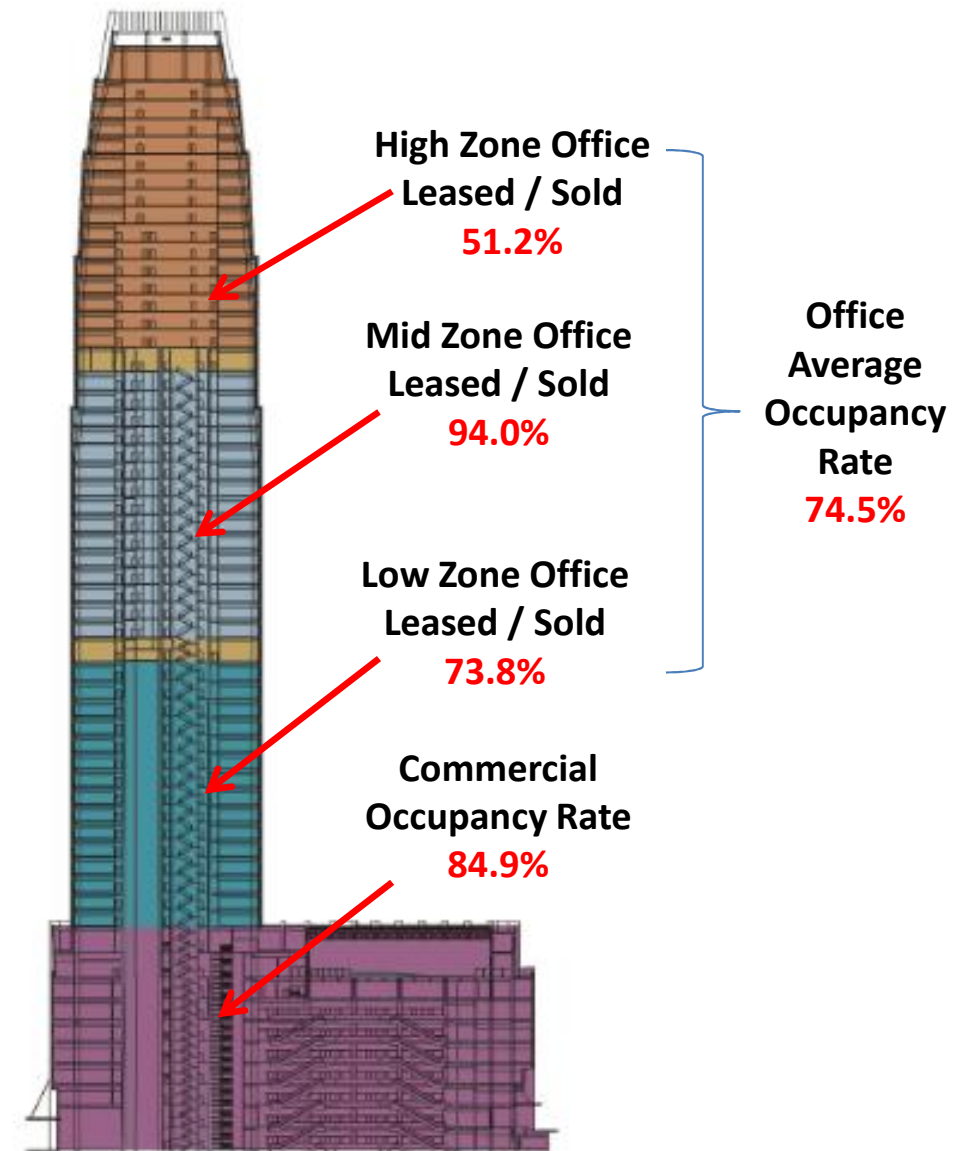
# Business Updates



# Business Updates – Ying Li IFC Office

## Ying Li IFC Office

- Leasing activities continue to progress smoothly.
  - New tenants include:
    - Chongqing Home of Full Green Industry Group
    - Zhejiang Tairan Asset Management Co., Ltd
    - DNV Certification (China) Co., Ltd
    - Chongqing Rui Huang Watches Co., Ltd
  - Existing tenants include:
    - DBS bank,
    - OCBC bank
    - Deloitte & Touche
    - Capitaland
    - CBRE
    - JCDecaux
    - NYK Logistics
    - Taikang Insurance
    - Chongqing Departmental Store
    - Samsung (China) Investment
    - Ove Arup & Partners Consulting



## International Financial Centre

(Office & Commercial, car parks)  
Total leasable GFA = 142,499 m<sup>2</sup>

# Business Updates – Ying Li IFC Mall

## Ying Li IFC Retail Mall

- **New tenants:**

- **Karvin Max (卡芬美钻)**

- A leading domestic Chinese jeweller that specializes in diamonds, gemstones and jades

- **Eve's Temptation (夏娃的诱惑)**

- Leading specialty retailer of lingerie and apparels

- **Elephant & Castle Café & Restaurant**

- Quality western cuisine café & restaurant with a friendly and casual setting

- **Full House (满客)**

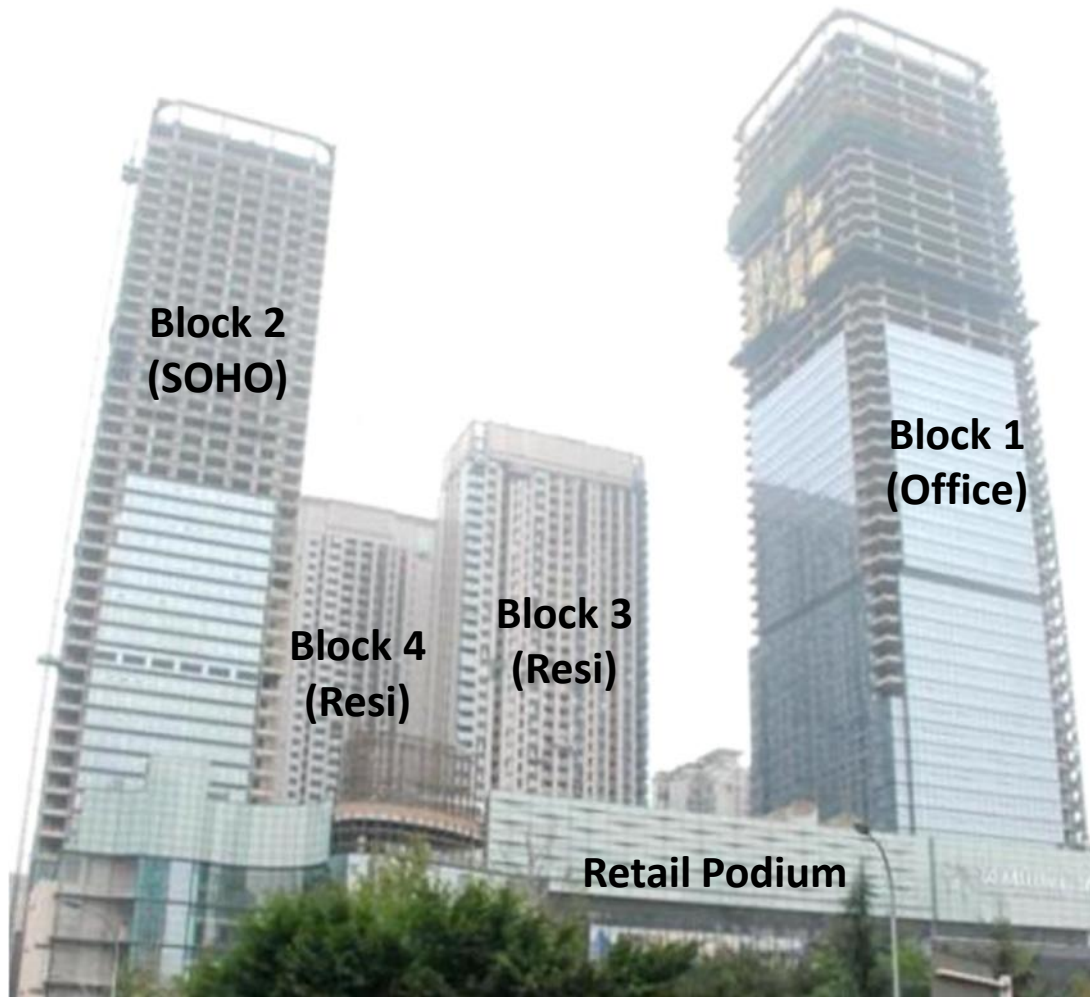
- Popular Chongqing hotpot restaurant joint





# Business Updates – Ying Li International Plaza

## Ying Li International Plaza Construction Progress



\*Photos as at Nov 2013

- Completed all the necessary statutory procedures for the handing over Obtained Temporary Occupation Permit (TOP) for residential block 4 and 5
- Expected to hand over the units in Block 4 and Block 5 to owners by end Dec 2013 (Under IAS 18, the sales of property can be recognized as Revenue when significant risks and rewards have been transferred over to the buyers.)

# Business Updates – Ying Li International Plaza (cont.)


## Ying Li International Plaza Retail Mall



### Ying Li International Plaza Mall (Commercial)

Total leasable GFA = 98,439 m<sup>2</sup>

Contracted Leased Rate = **71.9%**



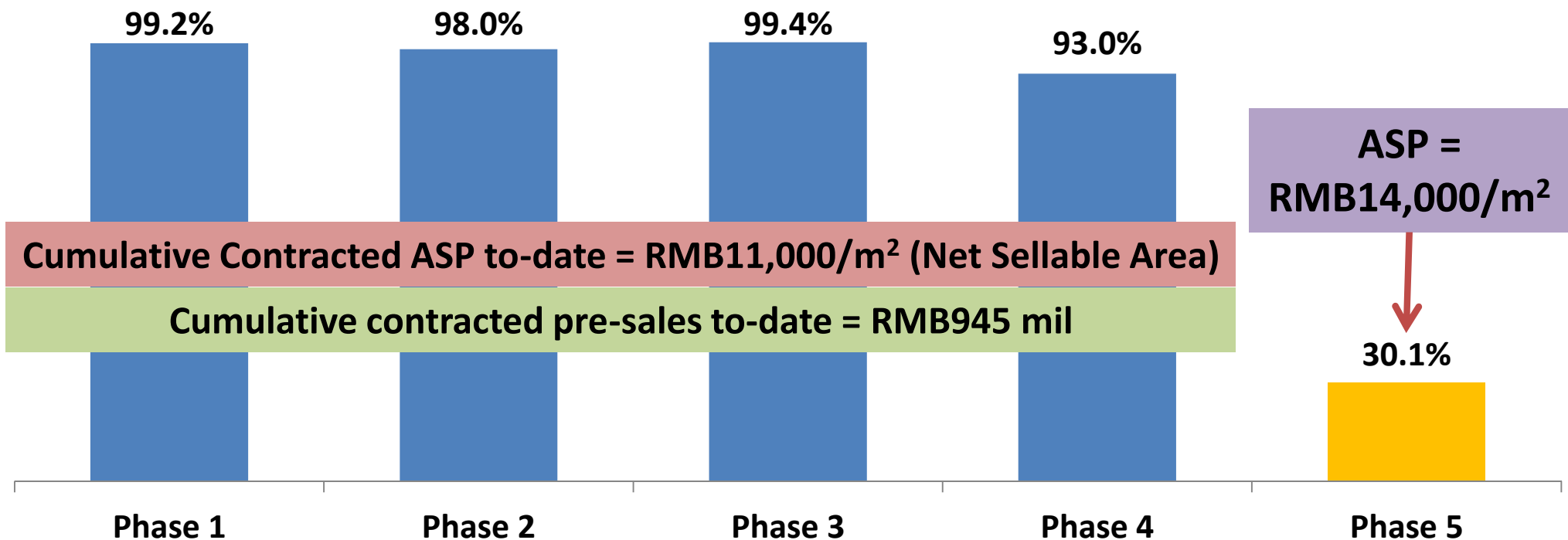
\*Photos as at Nov 2013

- Construction progressing smoothly at Ying Li International Plaza Retail Mall
- Tenants are in the midst of renovation
- Active ongoing leasing activities
- Secured the lease of numerous leading international and domestic brands
- Opening of retail mall expected to be by the end of the year



# Business Updates – Ying Li International Plaza (cont.)

## Ying Li International Plaza Pre-Sales % Units Sold (to date)



Phase	Launched Period	Handover Dates
Phase 1 (Residential)	27 Dec 2011	4Q2013
Phase 2 (Residential)	25 Mar 2012	4Q2013
Phase 3 (Residential)	29 Jul 2012	2Q2014
Phase 4 (SOHO)	30 Sep 2012	3Q2014
Phase 5 (Office)	31 May 2013	3Q2014

# Business Updates – San Ya Wan Phase 2

## San Ya Wan Phase 2



\*Photos as at Nov 2013

- Ongoing earthworks at San Ya Wan Phase 2
- Commenced the beam foundation construction for residential townhouses units
- Started on project design and expect to complete the project in stages in 2015 to 2016



# Business Updates – Chongqing Financial Street Project

## Chongqing Financial Street Project



- Completed the subway track protection construction
- Ongoing beam foundation construction
- Commenced construction of the basement level at Jian Fa Liang Yuan land parcel
- Ongoing resettlement at the adjacent Wei Yuan land parcel
- Completion of project expected to be in stages from 2017

# Thank You

For further information, please contact:

Investor Relations

Tel : (65) 6334 9052

Email : [ir@yingligj.com](mailto:ir@yingligj.com)



Please visit our website at [www.yingligj.com](http://www.yingligj.com) for more information.



# Appendix





# Chongqing Economic indicators

## Chongqing 3Q 2013 Economic Indicators

Indicators	Unit	Value	Change y-o-y (%)
<b>GDP</b>	RMB billion	863.71	12.4%
<b>Industrial Output</b>	RMB billion	1,103.05	13.6%
<b>Fixed Asset Investment</b>	RMB billion	453.12	21.3%
<b>Foreign Direct Investment (FDI)</b>	US\$ billion	5.35	27.2%
<b>Retail Sales</b>	RMB billion	327.90	13.5%
<b>Urban Household Annual Disposable Income per capita</b>	RMB	18,812	9.5%
<b>Consumer Price Index</b>		102.80	2.8

Source: Chongqing Statistical Bureau

- Chongqing's total import and export value reached US\$47.4billion in the first three quarter of 2013, up 17.5% y-o-y
- Chongqing's total real estate investment achieved RMB211.22 billion during the first three quarter of 2013, an increase of 20.6% y-o-y

# Chongqing's Property Landscape

## • Chongqing's Property Landscape for 3Q 2013

- Chongqing Grade A office rental rate decreased 1.35% q-o-q to RMB 94.68 per sq.m per month ^
- Yuzhong district Grade A office rental rate slide marginally of 0.47% q-o-q to RMB 98.76 per sq.m per month ^
- Overall office vacancy rate up rose 3.1 percentage points to 30.5% on the back of an increased in office supply\*
- Average prices for luxury apartments increased steadily by 1.4% q-o-q to RMB12,781 per sq.m due to increase supply of small-size villas and low density apartments \*
- Prime retail market rental rate increased 0.6% q-o-q to RMB 23.2 per sq.m per day \*
- Overall vacancy rate edged up 0.4 percentage points to 5.2% due to relatively high vacancy rate in the newly opened mall \*

