



FY2015 Quarterly Factsheet: 3Q2015

Share Information

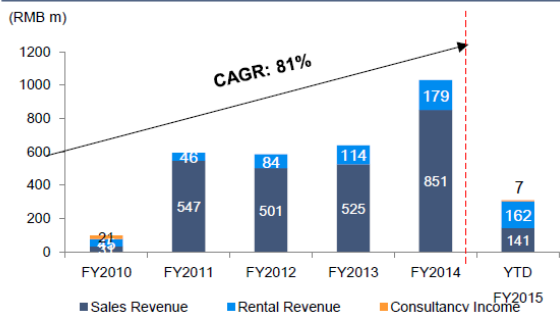
Listed	Mainboard of Singapore Exchange
Tickers	SGX-ST:5DM
Share Price as at 30 September 2015	SGD 0.184
Market Capitalization	Approximately SGD 470 million
Total Shares Outstanding	2.557 billion

Ying Li International Real Estate Limited together with its subsidiaries (“Ying Li” or the “Group”) is an established premier Chongqing-based property developer, principally engaged in the development, sale, rental, management and long-term ownership of high quality commercial and residential properties in the prime locations of Chongqing and Beijing.

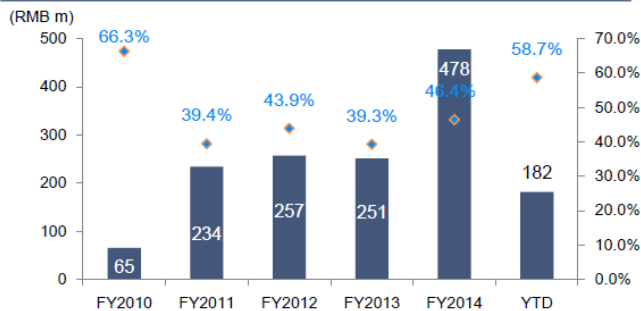
Established in 1993, Ying Li has a strong reputation for innovative urban design and renewal, having transformed areas of an old city into high-value urban integrated commercial developments of office space and shopping malls.

Financials Highlights

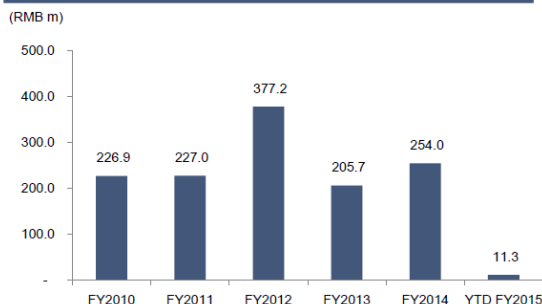
Strong Revenue Growth



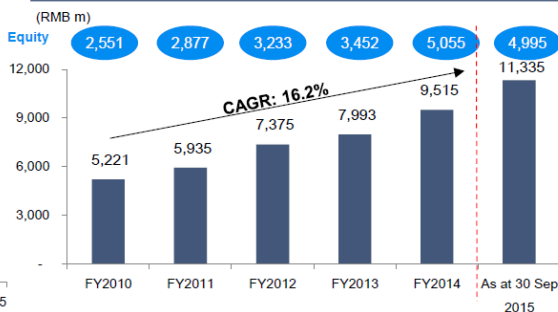
Gross Profit and Gross Profit Margin



Profit Attributable to Ordinary Shareholders



Growing Total Asset Base

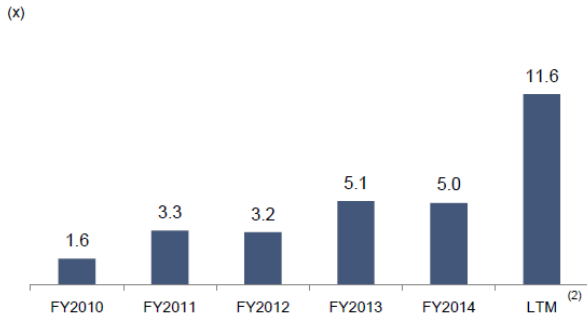




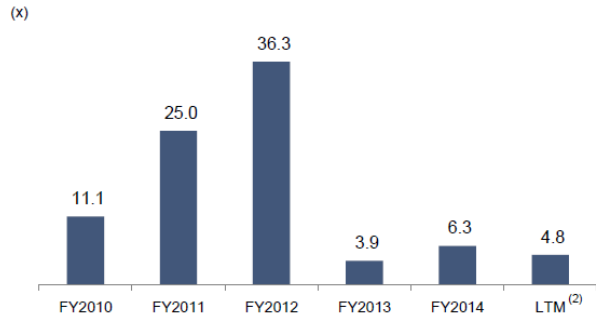
2015 Quarterly Factsheet: 3Q2015

Financial Highlights

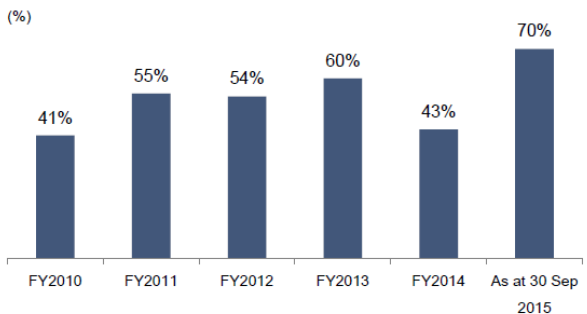
Net Debt to EBITDA ^(1,2)



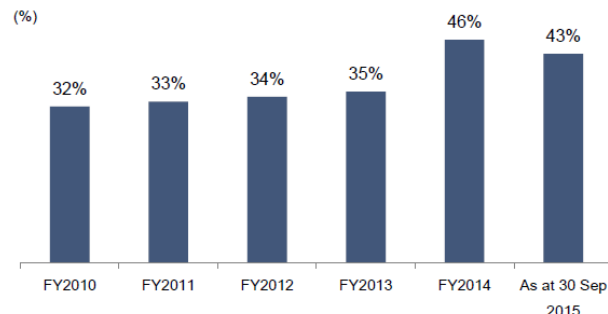
Interest Coverage ^(1,3)



Net Debt to Total Equity



Total Debt to Total Assets



Portfolio Updates

Selected Office Tenants



Top 5 tenants account for 27% of office rental space

Tenant A	11.6%
Tenant B	7.7%
Tenant C	3.9%
Tenant D	3.8%
Tenant E	3.8%
WALE ⁽¹⁾ :	2.5 years
Blended occupancy ⁽¹⁾ :	76.9%

Selected Retail Tenants



Top 5 tenants account for 48.3% of retail rental space

Tenant A	25.9%
Tenant B	8.3%
Tenant C	7.4%
Tenant D	3.4%
Tenant E	3.3%
WALE ⁽²⁾ :	7.2 years
Blended Occupancy ⁽²⁾ :	92.4%