



FY2015 Quarterly Factsheet:2Q2015

Share Information

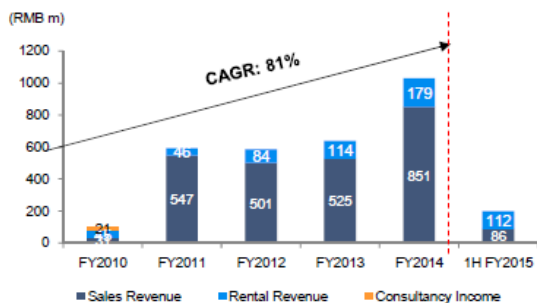
Listed	Mainboard of Singapore Exchange
Tickers	SGX-ST:5DM
Share Price as at 30 June 2015	SGD 0.235
Market Capitalization	Approximately SGD 588 million
Total Shares Outstanding	2.557 billion

Ying Li International Real Estate Limited together with its subsidiaries (“Ying Li” or the “Group”) is an established premier Chongqing-based property developer, principally engaged in the development, sale, rental, management and long-term ownership of high quality commercial and residential properties in the prime locations of Chongqing and Beijing.

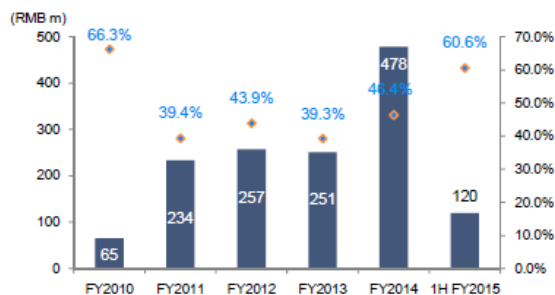
Established in 1993, Ying Li has a strong reputation for innovative urban design and renewal, having transformed areas of an old city into high-value urban integrated commercial developments of office space and shopping malls.

Financials Highlights

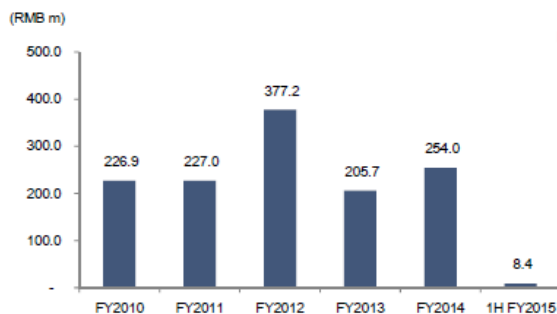
Strong Revenue Growth



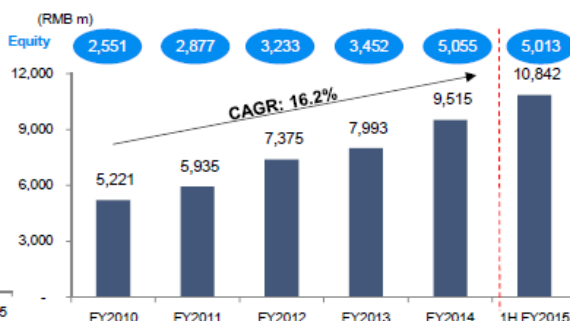
Gross Profit and Gross Profit Margin



Profit Attributable to Ordinary Shareholders



Growing Total Asset Base



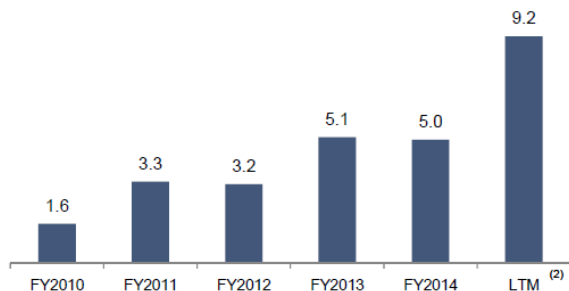


2015 Quarterly Factsheet: 2Q2015

Financial Highlights

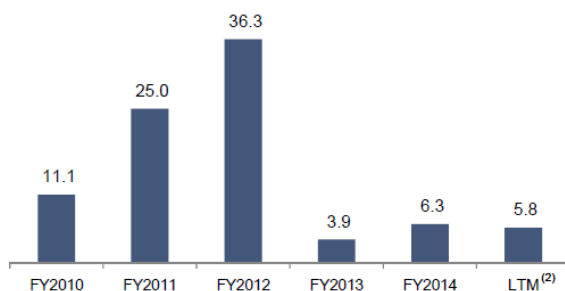
Net Debt to EBITDA^(1,2)

(x)



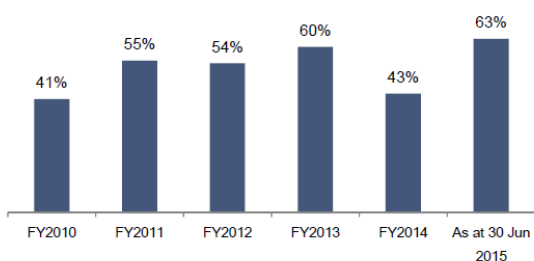
Interest Coverage^(1,3)

(x)



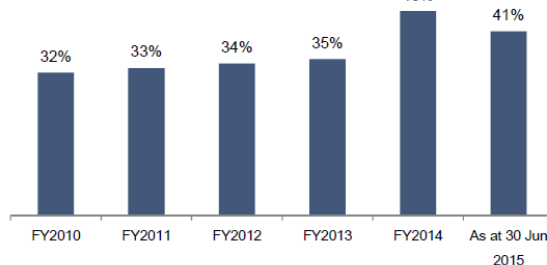
Net Debt to Total Equity

(%)



Total Debt to Total Assets

(%)

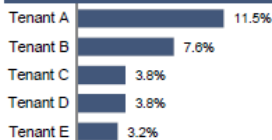


Source: Company financials.

- (1) EBITDA derived from the summation of profit for the period (after tax), minority interest, depreciation and amortisation, tax and interest expense.
- (2) Derived using total debt as at 30 June 2015 and last twelve months ("LTM") EBITDA.
- (3) Derived using LTM EBITDA and LTM Interest Expenses.

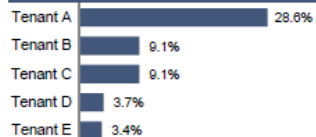
Portfolio Updates

Top 5 tenants account for 34.3% of office rental space



- WALE⁽¹⁾: 3.1 years
- Blended occupancy⁽¹⁾: 70.7%

Top 5 tenants account for 53.9% of retail rental space



- WALE⁽²⁾: 8.07 years
- Blended Occupancy⁽²⁾: 90.8%

Selected Office Tenants



Selected Retail Tenants

